

Wolverine by Prince Hydraulic Stack Valves

• Brand new WOLVERINE by PRINCE 20 Series hydraulic sectional control valves. Replaces Parker/Gresen V20 & Prince Series 20 valves. All valve components are sold individually to build a complete valve or used as replacement parts. Work sections are furnished with between the section o-ring seal kit. Black Phosphate coated cast iron construction with chrome plated spools.

- Inlet has both top and end ports. Outlet has side ports only.
- To order: purchase one inlet section, one inlet section relief valve cartridge, individual work sections, one handle for each work section, one outlet section for open center or one outlet section adding a conversion plug and a stud kit for the corresponding number of work sections. All components furnished separately for easy assembly.

SPECIFICATIONS

- Flow rate 25 GPM (nominal)
- Pressure 3000 PSI maximum
- Inlet/Outlet Ports SAE 12
- Work Ports SAE 10








Ordering Example

1. Three spool valve with an open center and 3000 PSI Relief Valve.
2. First and second spools to control double acting cylinders with spring return to neutral; the third spool to control a hydraulic motor with detent positions.
3. Order the following:

(1) 906656	Inlet Section
(1) 906658	Relief Cartridge
(2) 906661	Work Sections
(1) 906663	Work Section
(1) 906665	Outlet Section
(2) 906673	Work Section Stud Kit

Complete Valve Dimensions		
Model	Size	Shpg.
1 Spool	8 $\frac{5}{8}$ " x 5 $\frac{7}{8}$ " x 3 $\frac{1}{4}$ "	15 lbs.
2 Spool	8 $\frac{5}{8}$ " x 7 $\frac{1}{4}$ " x 3 $\frac{1}{4}$ "	22 lbs.
3 Spool	8 $\frac{5}{8}$ " x 8 $\frac{3}{4}$ " x 3 $\frac{1}{4}$ "	29 lbs.
4 Spool	8 $\frac{5}{8}$ " x 10 $\frac{1}{8}$ " x 3 $\frac{1}{4}$ "	36 lbs.
5 Spool	8 $\frac{5}{8}$ " x 11 $\frac{5}{8}$ " x 3 $\frac{1}{4}$ "	42 lbs.
6 Spool	8 $\frac{5}{8}$ " x 13" x 3 $\frac{1}{4}$ "	48 lbs.
7 Spool	8 $\frac{5}{8}$ " x 14 $\frac{1}{2}$ " x 3 $\frac{1}{4}$ "	55 lbs.
8 Spool	8 $\frac{5}{8}$ " x 16" x 3 $\frac{1}{4}$ "	60 lbs.

Item	Prince Model	Product Details & Application		Price
Inlet Section & Accessories				
906656	WV20-LC-12	Inlet Cover Body	 906656	\$227.50
906657	WV20-HRP51A-2000	Adjustable Relief Cartridge 500-3500 SET@ 2000 PSI Open Center		\$101.25
906658	WV20-HRP51A-3000	Adjustable Relief Cartridge 500-3500 SET@ 3000 PSI Open Center		\$101.25
906659	WV20-K-NR	No Relief Plug Closed Center		\$27.75
Work Sections				
906660	WV20-10-03	3 Way 3 Position Single Acting w/Spring Return	 906660	\$370.60
906661	WV20-10-04	4 Way 3 Position Double Acting W/Spring Return		\$376.00
906662	WV20-10-D4	4 Way 3 Position Double Acting w/3 Position Detent		\$388.80
906664	WV20-10-F4	4 Way 3 Position Motor Spool w/Spring Return		\$365.85
906663	WV20-10-DF4	4 Way 3 Position Motor Spool w/3 Position Detent		\$385.40
Handle and Linkage Kit				
906670	WV20-K-HH-B	Horizontal Handle & Linkage Kit	 Horizontal Handle & Linkage Kit as shown in complete valve assembly.	\$33.00
906681	WV20-K-VH-B	Vertical Handle & Linkage Kit		\$31.50
Outlet Sections and Accessories				
906665	WV20-RC-12-E	Open Center w/No Power Beyond or Closed Center Option	 906666	\$133.65
906666	WV20-RC-12-E-MY	Open Center w/Power Beyond and Closed Center Option (Add conversion plug below)		\$135.00
906669	WV20-K-X	Open Center Conversion Plug		\$16.50
906667	WV20-K-10-Y	Power Beyond Sleeve SAE 10		\$36.75
906668	WV20-K-C	Closed Center Plug		\$24.00
Stud Kits				
906671	WV20-K-1	1 Work Section Stud Kit	 906671	\$16.50
906672	WV20-K-2	2 Work Section Stud Kit		\$18.75
906673	WV20-K-3	3 Work Section Stud Kit		\$22.50
906674	WV20-K-4	4 Work Section Stud Kit		\$31.50
906675	WV20-K-5	5 Work Section Stud Kit		\$33.00
906676	WV20-K-6	6 Work Section Stud Kit		\$42.75
906677	WV20-K-7	7 Work Section Stud Kit		\$44.25
906678	WV20-K-8	8 Work Section Stud Kit		\$45.75